

COLLEGE OF

MARIN

**Medical Assisting Advisory
Committee Meeting**

November 9, 2022

AGENDA

Welcome &
Introductions

Updates

Labor
Market
Information

Industry
Share Outs

Medical
Assisting
Program
Discussion

Summary
wrap-up



Hello!

Please share your name, role, organization.

College Updates, Trends, and Outcomes

ALINA VARONA, DEAN, CAREER EDUCATION AND WORKFORCE DEVELOPMENT

Career Education: Programs

cte.marin.edu

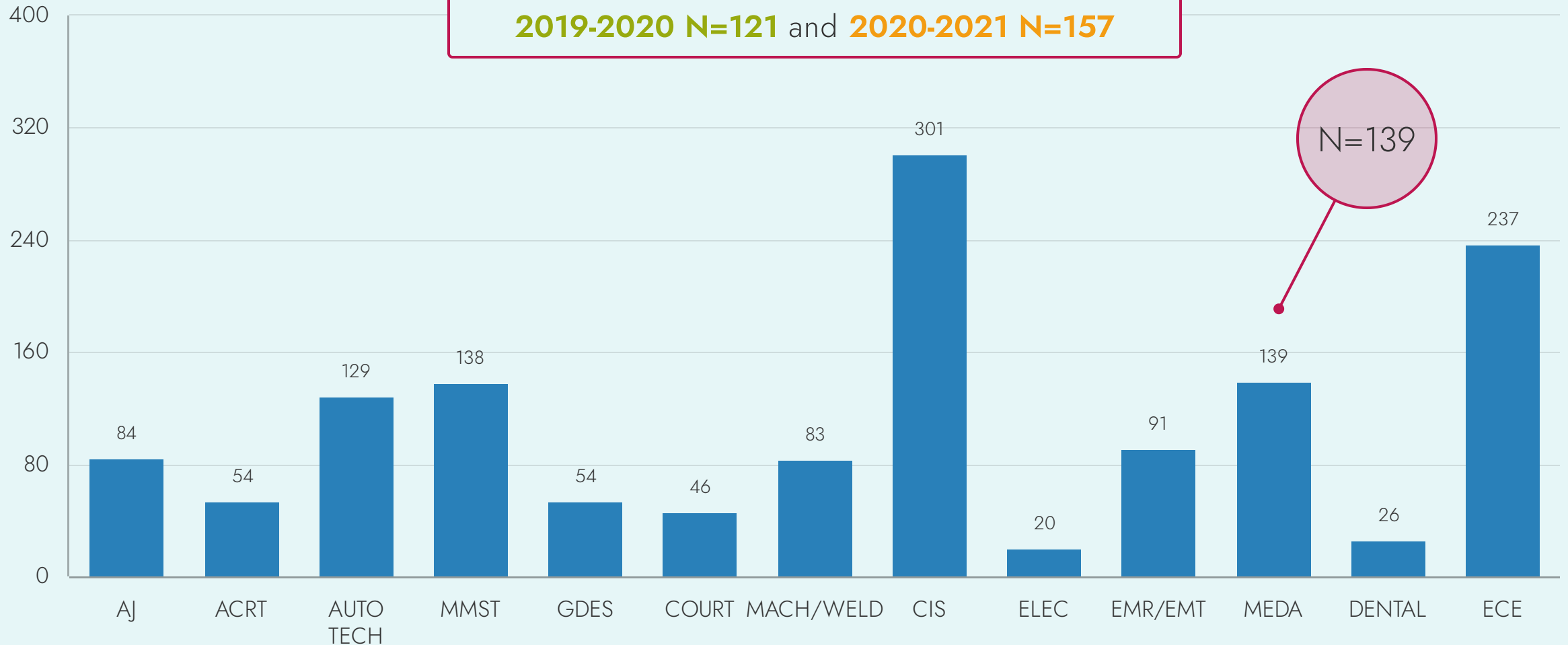


- Administration of Justice
- Auto & Industrial
Auto Collision Repair; Auto Technology;
Electronics; Machine & Metals
Technology, Welding
- Computers & Multimedia
Computer Information Systems; Graphic
Design; 3D, Video, Game Dev; Web
Design and Development; MS Office
Specialist Certification
- Court Reporting
- **Health Sciences**
Dental Assisting; Emergency Medical
Technician Training; **Medical Assisting**,
Public Safety Degree
- Organic Farming
- Education to Career (E2C)
Adult Education Construction Program
- Summer Career Academies
High School Academies
- Short-Term Career Training
Programs (12 Weeks)
Business Start-Up; Small Business
Management: online selling, accounting,
office applications, social media
marketing

Enrollments by Program (unduplicated)

2021-2022 Academic Year

2019-2020 N=121 and 2020-2021 N=157



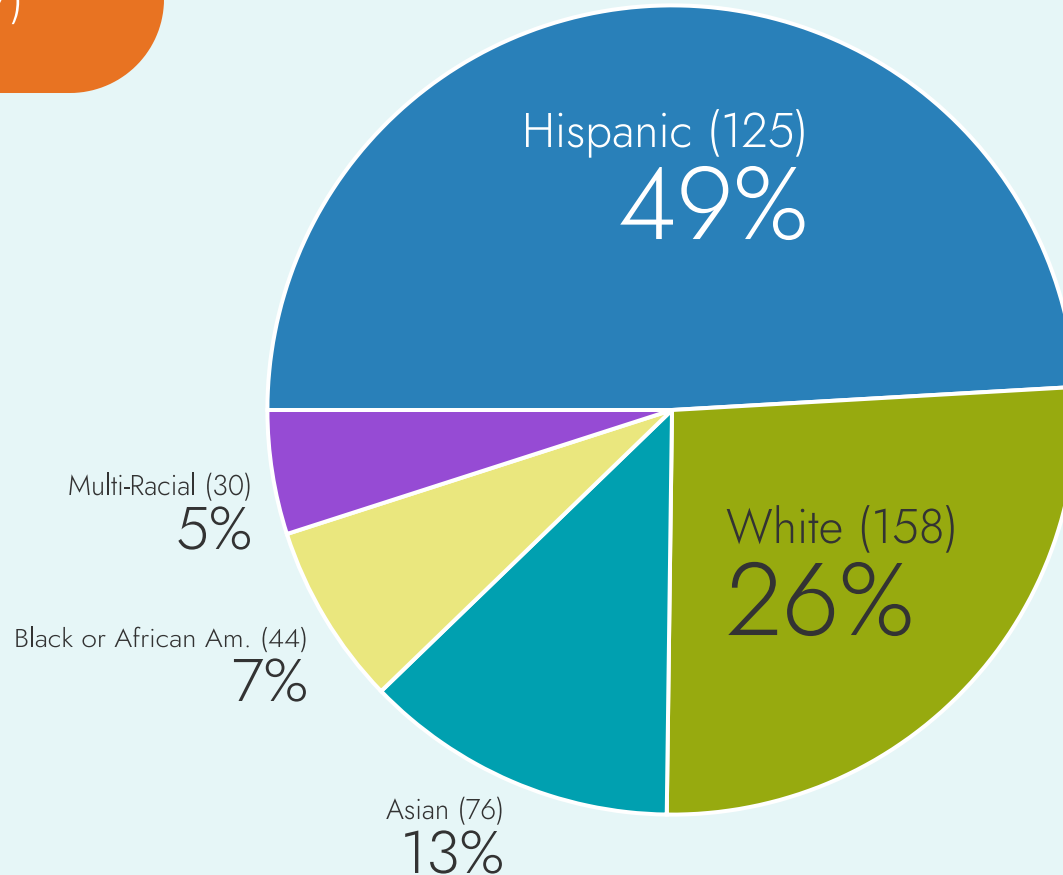
1,402 Total Career Ed. Student Count for 2021-2022

Student Demographics

MEDA 2021-2022

17% Male (100)
82% Female (497)
1% Unknown (9)

The program numbers are aggregated over two semesters for MEDA.



COLLEGE OF MARIN CREDIT STUDENT CHARACTERISTICS

Gender: Male 39% Female 59%;
Median Age: 24
Race/Ethnicity:
Asian: 538 (8%)
Black/African American: 219 (3%)
Hispanic: 2,170 (31%)
Multi-racial: 445 (6%)
Native American: 15 (0.2%)
Native Hawaiian/Pacific Islander: 13 (0.2%)
White: 3,377 (49%)

Program Outcomes

MEDICAL ASSISTING 2021 - 2022

PERSISTENCE

Persistence -

First Time Students

Fall 2021

Program: **76%** average

College: **73%** average

The program is has a slightly higher persistence rate than the College's rate.

RETENTION

Course **Retention** by

Gender (%)

Spring 2022

- Women **87%** in program
- Men **86.5%** in program

Program Course Retention Overall:

Fall 2021 - Spring 2022

86.5%

Higher than the College average at **83.4%**

SUCCESS

Program Completions -

in the Last 3 Academic Years

- Medical Assist. Admin & Clinical: **24** degrees; **31** certificates
- Medical Assist. Admin.: **2** degrees **3** certificates
- Medical Assist Clinical: **6** certificates

Successful Course Completion -

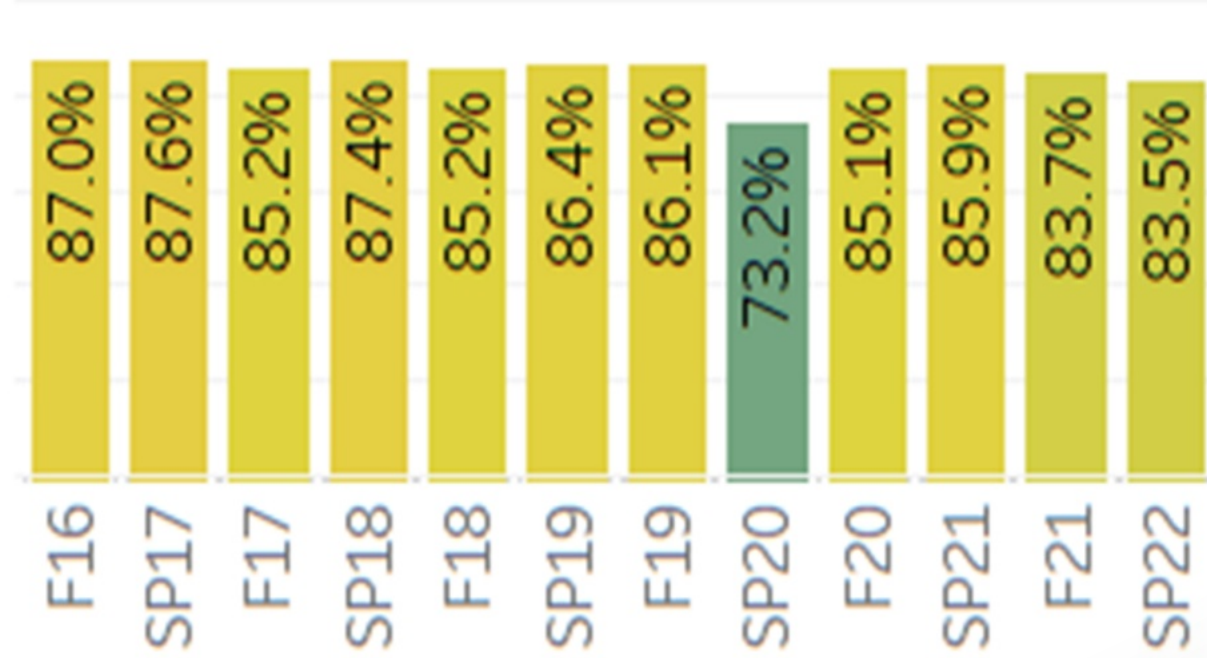
Fall 2021 - Spring 2022

75.9%

which is lower than the College's rate at **83.5%**

Student Success Fall 2016-Spring 2022

All Credit Courses



Student Success Fall 2016-Spring 2022

by Student Type

	First time	New transfer	Returning	Continuing	CCP
F16	87.4%	88.0%	89.5%	88.0%	95.2%
SP17	81.5%	87.6%	83.4%	89.0%	92.7%
F17	82.7%	86.8%	84.9%	87.4%	95.1%
SP18	77.4%	86.5%	85.1%	89.0%	93.5%
F18	82.2%	84.5%	87.2%	87.8%	91.8%
SP19	82.8%	85.9%	85.7%	88.4%	92.1%
F19	83.6%	86.1%	81.6%	88.4%	91.7%
SP20	67.4%	74.8%	71.7%	76.3%	81.0%
F20	82.1%	88.0%	84.1%	86.2%	92.9%
SP21	80.4%	82.2%	84.2%	87.9%	90.8%
F21	82.0%	84.3%	86.7%	86.4%	91.7%
SP22	78.0%	78.3%	76.1%	85.0%	90.6%

Thoughts and
Reactions?



PRIORITIES AND CURRENT LANDSCAPE

Advisory Member Share Outs & Discussion



Staffing and Recruiting

- Where do you find your candidates?
- **What wages can be expected for entry level positions?**



Training & Professional Development

- What are the skills required? For which levels?
- Any emerging technology skills that should be considered?



Community Partnership & Impacts

- How should we best prepare our students to be qualified and competitive?



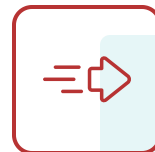
Needs and Priorities

- What are your current priorities and needs for hiring?



Other Key Items?

- What should we be aware of to support our future students?
- Potential technology, training, or emerging sectors?



QUESTION: If students want to pursue medical assisting training but have prior infractions on their backgrounds, i.e. DUI's, would this prohibit them from landing a job?

Regional Labor Market Information

Regional Counties:
Marin, Napa,
Sonoma, Solano,
San Francisco and
San Mateo, Contra
Costa, Alameda

"Wages tend to begin at \$25/hour and go up depending on skills, qualifications and experience."

Occupation	Average Annual Earnings	Annual Job Openings projected through 2028	Projected Growth 2020 - 2030
Medical Assistants	\$56,000 (26.75/hour)	3,107	20% Much faster than average
Medical Records Specialists	\$61,470 (29.55/hour)	377	10% growth
Medical Secretaries and Admin. Assistants	\$47,420 (22.80/hour)	2,185	14% growth



<http://coecc.net/>
<https://www.onetonline.org/>


Medical Assisting
Program Updates
Cesar Pomoljuca, Instructor

- Medical Assisting - cohort program?
Currently this is not a cohort program and not aligned with MA standards and recommended skills posted in CA Medical Board website.
- 2 - semesters
Currently, the program is designed so students can finish in 2 semesters.
- 24 - students complete each year
We offer 1) Administrative (front office only)
2) Clinical (back office work only) and 3) both

- Externship
Externships changed to a M-F format for 4 weeks, total of 160 hours. Students will be done with all courses before they begin an externship.
- Students could be eligible for RMA certification and CA MA certification.

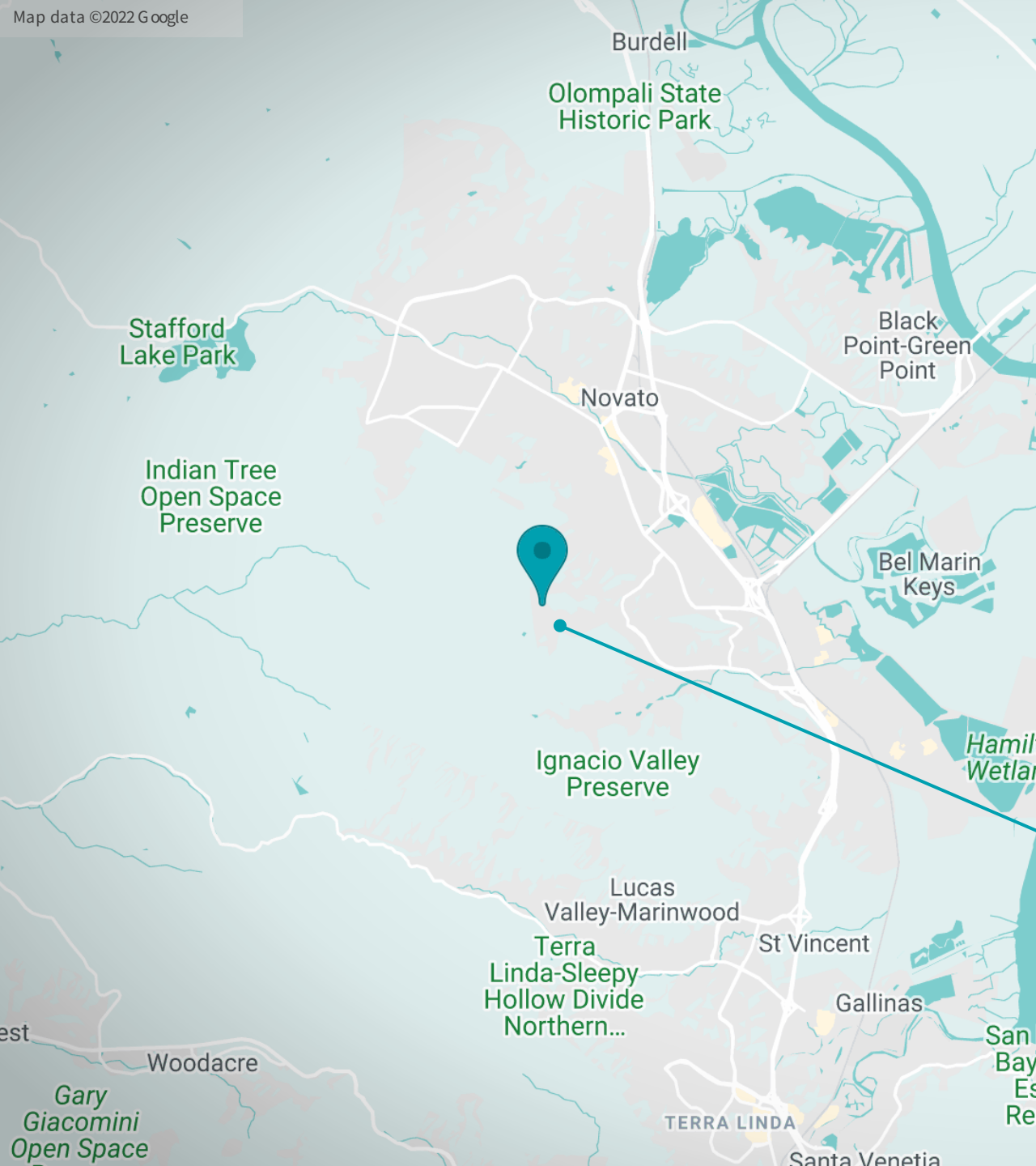


- Thoughts on teaching **venipuncture**?
- Should we offer **Epic EHR** student training option?
- What ratio of skills/learning would work best for Medical Assisting pertaining to **soft skills** vs. **hard skills** vs. **computer skills**?



Summary/Wrap-up
Thoughts? **Questions?**
NEXT STEPS





Thank You!

1800 Ignacio Boulevard Novato, CA 94949

- @ Alina R Varona <arvarona@marin.edu>
- @ Cesar Pomajulca <CPomajulca@marin.edu>
- @ Angela R. Olmanson <aolmanson@marin.edu>

College of Marin, Indian Valley Campus